

Introducing

# Surface Mode


New designs on thicker metals

**CHEMETAL®**

[chemetal.com](http://chemetal.com)








It's a **new way** of creating  
metal designs at Chemetal.

We started with our already popular ALU metals, aluminums finished with an ambient industrial black, put them on thicker metals and overlaid it all with CNC designs. The results are stunning feature panels in neutral shades of black. What's more, custom opportunities abound for designers to create their own CNC designs and messaging.

We filled out the collection with more new directions, like powder coated metals, plus other designs for which we're known. All new from Chemetal, a family-owned USA-based company.


Our popular **ALU metals** on thicker .09" aluminum.  
No need for MDF backer, these panels can be drilled  
and attached mechanically. Size: 4' x 8' | Weight: 40 LBS



**#352-09** ALU Light 09



**#353-09** ALU Medium 09



**#354-09** ALU Dark 09



**#511 & #512** Powdered Black

**Note on #511 and #512:** These are powder coated panels in flat black. #511 is one-sided and 512 is two-sided. Panels are slightly undersized because of powder coating process. Custom options in size, thickness and color. Size 47.5" x 96", Custom | Thickness: .09" | Weight 40 LBS







#550 Barcelona



#551 Dawn Patrol




#552 Good Chemistry



#553 Budapest

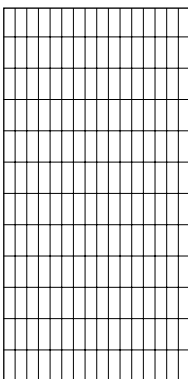


#554 Milan




#555 Sapporo

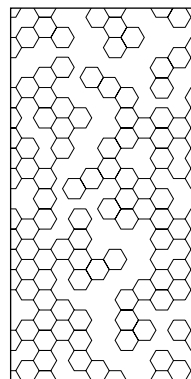
4' x 8' sheet



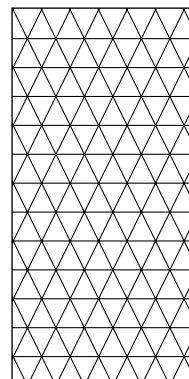
#550  
Barcelona



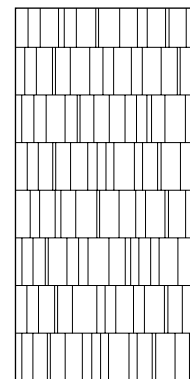
#551  
Dawn Patrol




#552  
Good  
Chemistry



#553  
Budapest




#554  
Milan



#555  
Sapporo




#919 Satin Copper Aluminum



#909-F Food Truck





#908-M Majestic



#910-W Waterworld

**Majestic, Food Truck and Waterworld** are new pressed designs on 900 Series Anodized Aluminum. They can be created on any 900 Series design in 4' x 8' sheet size. 1 sheet minimum. Laminate backer can be added post pressing. Size 48" x 96" | Thickness: .025" | Weight 11 LBS



## Surface Mode Product Reference

#, Name	Size	Base Metal	Thickness	Weight
352-09 Alu Light 09	4' x 8'	Aluminum	.09"	40 LBS
353-09 Alu Medium 09	4' x 8'	Aluminum	.09"	40 LBS
354-09 Alu Dark 09	4' x 8'	Aluminum	.09"	40 LBS
511 Powdered Black	47.5"x 96", custom	Aluminum	.09"	40 LBS
512 Powdered Black 2 sided	47.5"x 96", custom	Aluminum	.09"	40 LBS
550 Barcelona	4' x 8'	Aluminum	.09"	40 LBS
551 Dawn Patrol	4' x 8'	Aluminum	.09"	40 LBS
552 Good Chemistry	4' x 8'	Aluminum	.09"	40 LBS
553 Budapest	4' x 8'	Aluminum	.09"	40 LBS
554 Milan	4' x 8'	Aluminum	.09"	40 LBS
555 Sapporo	4' x 8'	Aluminum	.09"	40 LBS
919 Satin Copper Aluminum	4' x 8', 4' x 10'	Aluminum	.025"	.42 lb / sq ft
Waterworld (any 900 Series metal)	4' x 8'	Aluminum	.025"	.42 lb / sq ft
Majestic (any 900 Series metal)	4' x 8'	Aluminum	.025"	.42 lb / sq ft
Food Truck (any 900 Series metal)	4' x 8'	Aluminum	.025"	.42 lb / sq ft

Thicker .09" Panels are squared as well as possible, aluminum manufacturer's standards allow for 5/16" variance, we do our best to match panels of identical size. Panels can be cut and drilled with appropriate equipment.

### Custom & Bespoke Panels

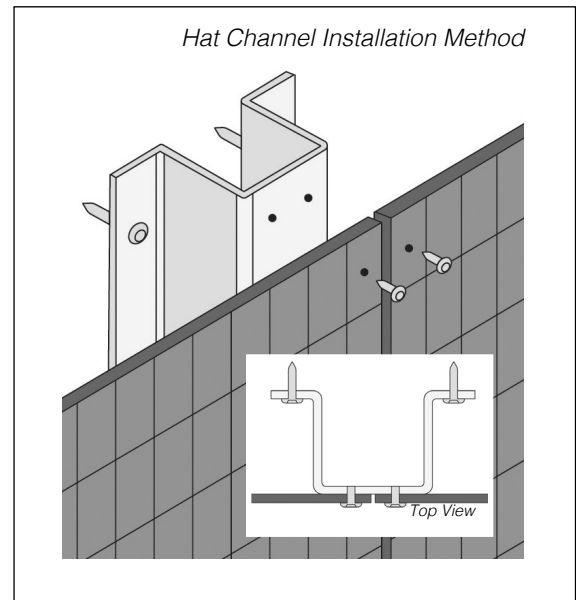
- Size:** We can produce and cut panels to almost any size within the 4' x 8' framework.
- Design:** These are CNC-routed panels. We can produce custom designs, logos, signage etc. Cost is determined by CNC run time.
- Color:** Surface Mode Panels come standard with an industrial black, similar to our ALU materials. This is an ambient, slightly linear design. We can produce with different shades of black, lighter tones or brushed clear. Additionally, many powder coated options exist.
- Thick:** Up to .125", with custom sized panels under 16 sqft. (thicker, heavier sheets are difficult to process)

### Surface Mode Panel Installation

Surface Mode Panels are 4' x 8' .09" thick aluminum panels ideal for vertical use in interior spaces. This material can be installed mechanically without a wood backer, unlike other Chemetal designs. We recommend mechanically fastening panels to wall or framework, using Hat Channels, an aluminum extrusion, shown here, wall panel systems, or other methods. More complete information can be found at [chemetal.com](http://chemetal.com) > Tech Info > Downloads.

### Note on #511, #512 Powder Coated Panels:

Powder coated Panels are slightly undersized because our powder coating process requires drilled holes to hang on conveyor. These are trimmed afterwards, leaving an unfinished aluminum edge. We offer complete edge coverage on custom size panels as well as full panels that are pre-drilled, must be near edge, 3 ft. off center along 96" length.




To discuss custom options,  
please contact:

**Leo Forrest**  
**Paul Pickunka**  
**800 807-7341**  
**[sales@chemetal.com](mailto:sales@chemetal.com)**










































39 O'Neill Street  
Easthampton, MA 01027

800 807-7341  
413 529-0718

[sales@chemetal.com](mailto:sales@chemetal.com)  
[chemetal.com](http://chemetal.com)

